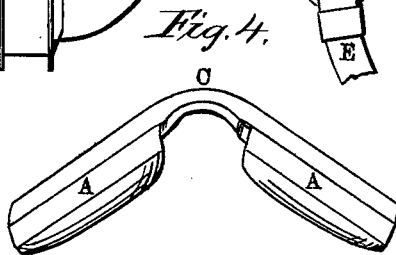
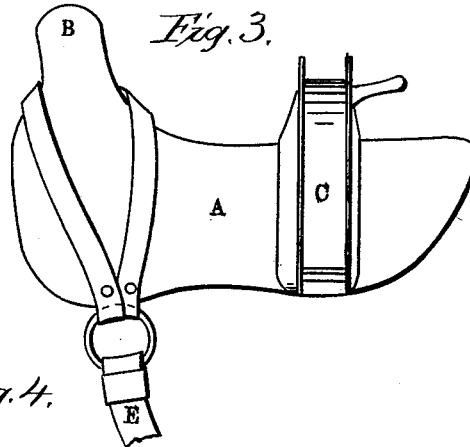
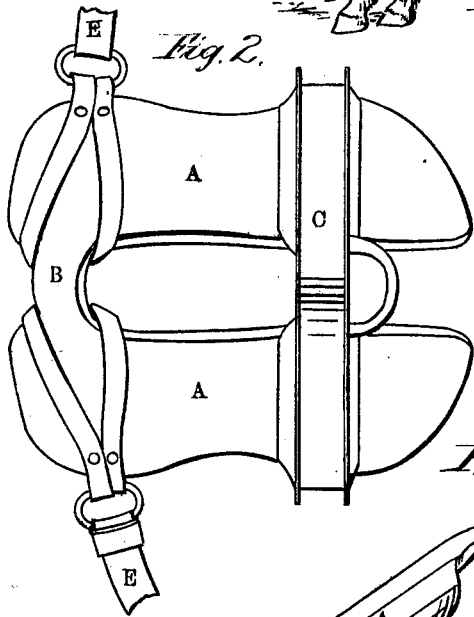
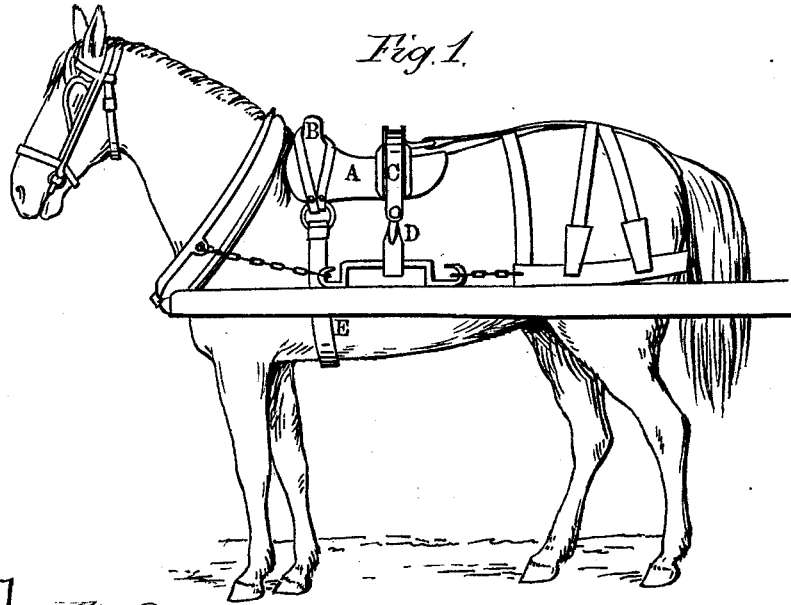


E. A. FRANKS.
Cart-Saddle.

No. 213,887.

Patented April 1, 1879.



—WITNESSES—

—INVENTOR—

George S. Parker
D. P. Lowe

Ely Anderson Franks,
by L. H. W. Howard,
Attorney.

UNITED STATES PATENT OFFICE

ELY A. FRANKS, OF HOUSTON, TEXAS.

IMPROVEMENT IN CART-SADDLES.

Specification forming part of Letters Patent No. 213,887, dated April 1, 1879; application filed December 6, 1878.

To all whom it may concern:

Be it known that I, ELY ANDERSON FRANKS, of Houston, in the county of Harris and State of Texas, have invented certain Improvements in Cart-Saddles or Saddle-Trees, of which the following is a specification; and I do hereby declare that in the same is contained a full, clear, and exact description of my said invention, reference being made to the accompanying drawings, and to the letters of reference marked thereon.

This invention relates to certain improvements in the construction of a cart or dray saddle, and in the manner of securing the same to or upon the back of the horse; the object of the improvements being to avoid any unnatural or undue strain being placed upon the animal, through the medium of the girth, in securing the saddle against displacement or unnecessary movement.

This object is accomplished in part by adapting what is termed the "Spanish bar" to dray or cart saddles—that is to say, in constructing the saddle or saddle-tree of two bars or boards destitute of padding, and conforming somewhat to the form of the back of the animal, connected together by a cantle and a bridge for the back-chains.

The said invention consists in attaching the girth to or near to the front end of the saddle, and placing the bridge at or near to the rear end of the same, whereby the action of the load is such as to tighten the girth, which has been left comparatively loose in applying the saddle to the horse, in order to not subject the animal to excessive constriction when the load is light, and not liable to effect the displacement of the harness.

In the further description of the invention which follows, reference is made to the accompanying drawings, forming a part of this specification, and in which—

Figure 1 illustrates the application of the improved saddle to a horse; and Figs. 2, 3, and 4 are exterior views of the invention on an enlarged scale.

Similar letters of reference indicate similar parts in all the views.

A A are the bars or boards, constructed of

any suitable material, their inner surfaces conforming somewhat to the shape of the horse's back. The bars, together with the cantle B, connecting their front ends, may be covered with rawhide or leather, or painted, oiled, or varnished, as may be preferred. The bars A are attached or connected at their rear ends by the bridge C, which supports the chain or strap D, and this bridge may either be a part of the bars, or made separate from them and secured thereto in any suitable manner. The girth E is suspended from the front end of the saddle, and preferably by means of straps, as shown in the drawings.

In cart or dray saddles ordinarily used, the girth, being directly below the bridge, has to be drawn very tightly in order to prevent its slackening when the load is applied. The horse is thus subjected to excessive constriction when there is no necessity for the girth being tight.

In my invention the girth is primarily loose, and it is gradually tightened as the load is applied, the saddle being given a cant in proportion to the weight of the load.

From the foregoing it will be seen that the compression of the body of the horse through the medium of the girth is at all times in proportion to the load to be supported, and that only such strain of the girth is applied as is actually necessary to retain the saddle in position.

Having thus described my invention, what I claim as new, and wish to secure by Letters Patent of the United States, is—

A cart-saddle consisting of the bars or pads A, connected at their rear end by the bridge C, and at their forward end by the cantle B, combined with the girth E, provided with loops and secured to said cantle at each side, substantially as and for the purposes specified.

In testimony whereof I have hereunto subscribed my name this 3d day of August, in the year of our Lord 1878.

ELY ANDERSON FRANKS.

Witnesses:

H. A. MAYDOLE,
JOHN F. THOLE.